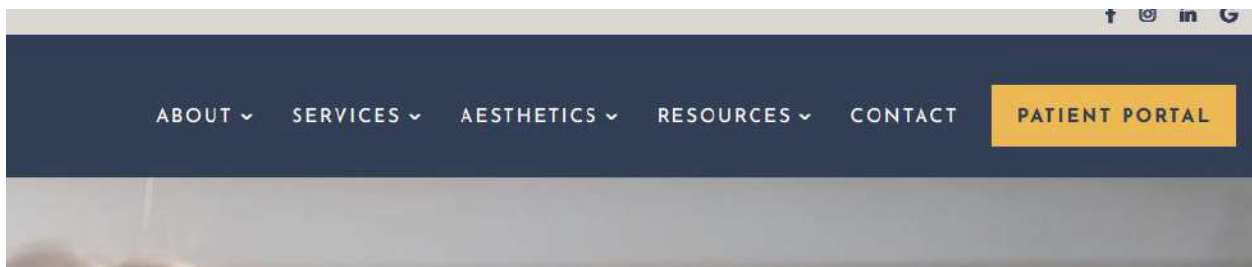




## Getting Started with Online Billing

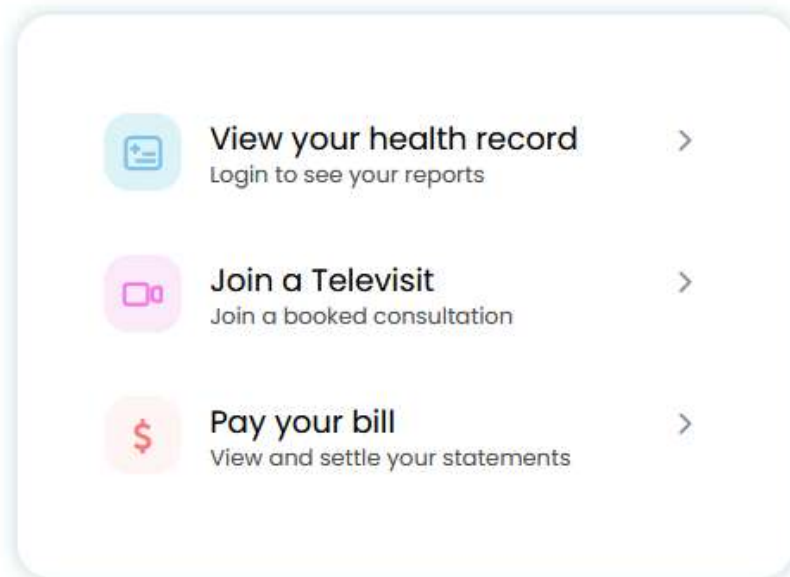
1. Go to Elite Gynecology Home page at <https://elitegynsc.com/> and click on the yellow "Patient Portal" rectangle on the top right corner of the page



2. Once you get there, it will take you to the Healow portal. Select the option to "View your health record"

## Welcome to Elite Gynecology

Welcome to Elite Patient Portal! Elite Service. Elite Care.



- When the sub menu opens, click the bubble that states "Using Mobile Phone" and fill in the first name, last name, and date of birth for the patient

## Welcome to Elite Gynecology

Welcome to Elite Patient Portal! Elite Service. Elite Care.

- View your health record** →  
Login to see your reports
- Join a Televisit** >  
Join a booked consultation
- Pay your bill** >  
View and settle your statements

### Login to view your health record

User Credentials  Using Mobile Phone

First Name

Last Name

mm/dd/yyyy

**Submit**

- After, select the phone number where you wish to receive the code

## Welcome to Elite Gynecology

Welcome to Elite Patient Portal! Elite Service. Elite Care.

- View your health record** →  
Login to see your reports
- Join a Televisit** >  
Join a booked consultation
- Pay your bill** >  
View and settle your statements

### Login Using Mobile Phone

We will send verification code to confirm access to below number.

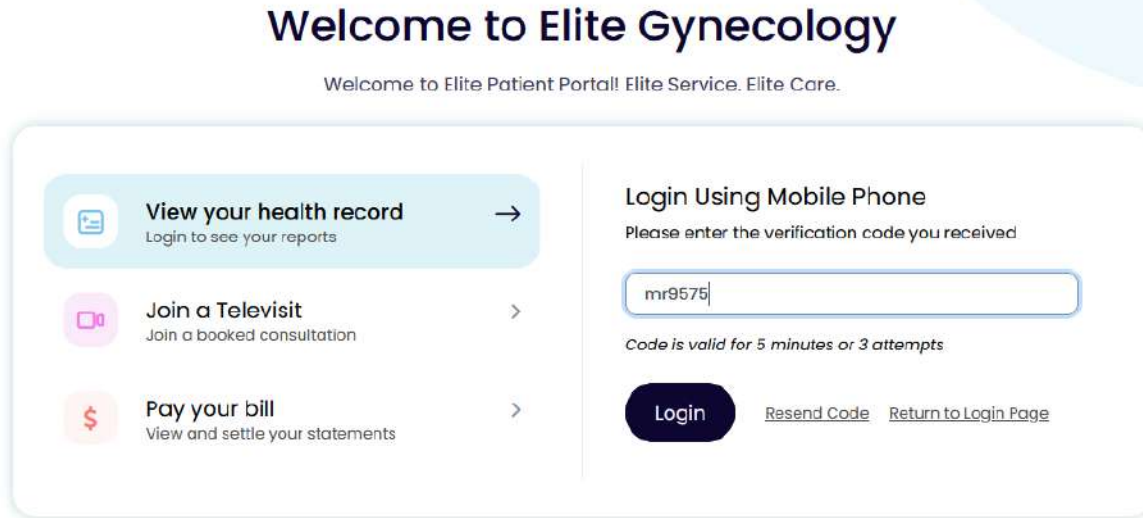
*Standard text messaging rates apply*

\*\*\* - \*\*\* - 6098

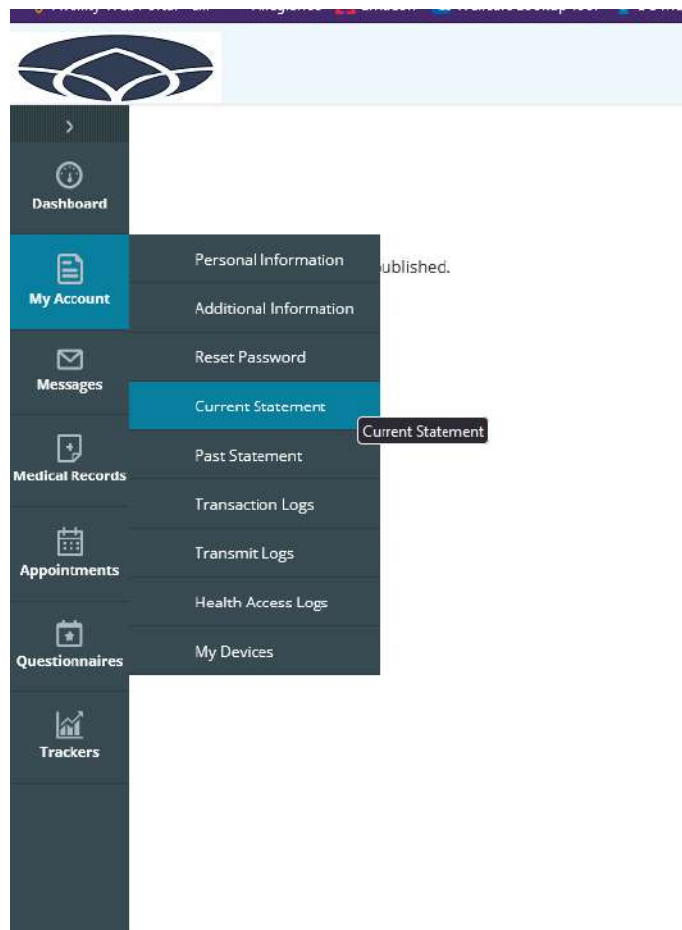
\*\*\* - \*\*\* - 2729

**Send Code** [Return to Login Page](#)

5. Enter the code and click Login



6. The dashboard should then appear. Hover over "My Account" from the left side menu and select "Current Statement".



7. The most recent statement should appear and, on the top right, you will see the balance due with Pay Bill under it.